

PDF Creator Pilot Demo

<http://www.colorpilot.com>

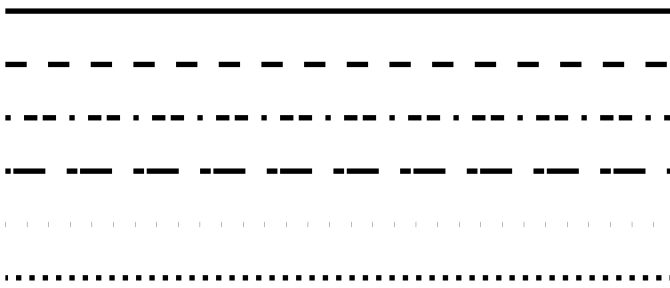
Copyright (C) 2002-2012 Two Pilots

Contents

Graphics	3
Lines	4
Rectangles	5
Bezier Curves	6
Circles, Ellipses, Pies	7
Text	8
Fonts	9
Effects	10
Rendering and rotation	11
Internationalization	12
Images	13
Formats	14
Manipulations	15
Transparency	16
Blend mode	18
Metafiles	20
Annotations	22
Forms	24

Graphics

Lines



Dash pattern is "[] 0"

Dash pattern is "[8] 0"

Dash pattern is "[2 5 5] 0"

Dash pattern is "[4 1 12 8] 2"

Dash pattern is "[0 8] 0"

Dash pattern is "[2 3] 11"



Width = 0,25

Width = 0,50

Width = 0,75

Width = 1,00

Width = 2,00

Width = 2,50

Width = 3,00

Width = 3,50

Width = 4,00

Width = 4,50

Width = 5,00

Width = 5,50

Width = 6,00

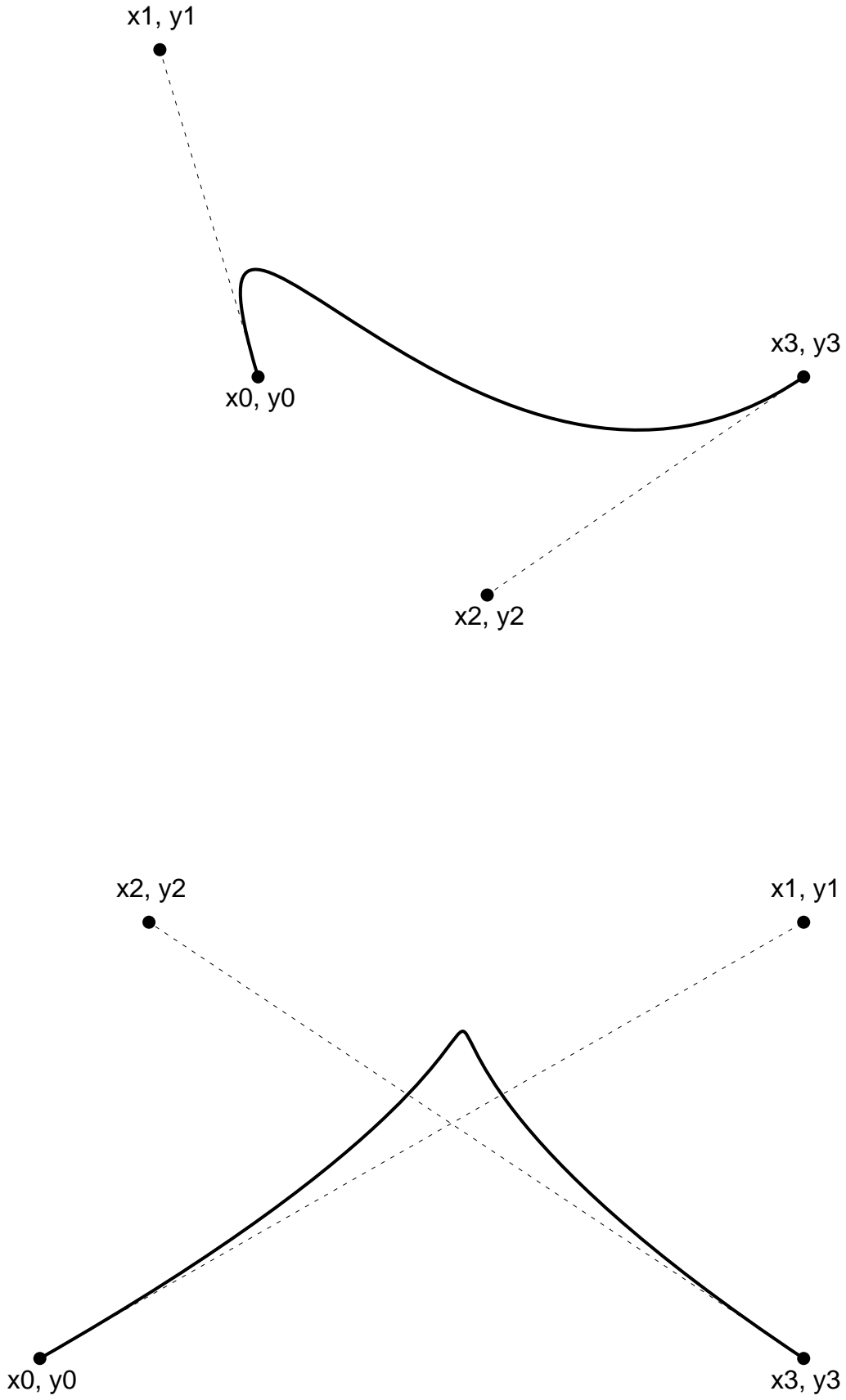
Width = 6,50

Width = 7,00


Rectangles



Bezier Curves



Circles, Ellipses, Pies



Text

Fonts

Times-Roman

The quick brown fox jumps over the lazy dog.

Helvetica

The quick brown fox jumps over the lazy dog.

Courier

The quick brown fox jumps over the lazy dog.

Symbol

Τηε θυιγκ βρωων φοξ φυμπσ οωερ τηε λαζψ δογ.

Times-Bold

The quick brown fox jumps over the lazy dog.

Helvetica-Bold

The quick brown fox jumps over the lazy dog.

Courier-Bold

The quick brown fox jumps over the lazy dog.

ZapfDingbats



Times-Italic

The quick brown fox jumps over the lazy dog.

Helvetica-Oblique

The quick brown fox jumps over the lazy dog.

Courier-Oblique

The quick brown fox jumps over the lazy dog.

Times-BoldItalic

The quick brown fox jumps over the lazy dog.

Helvetica-BoldOblique

The quick brown fox jumps over the lazy dog.

Effects

Effect	Parameter	Result
Text Scaling	100 (Default)	Test String
Text Scaling	50 (50% of default width)	Test String
Text Scaling	150 (150% of default width)	Test String
Word Spacing	0 (Default)	Test String
Word Spacing	15 (allow extra 15 pixels between words)	Test String
Word Spacing	-3 (reduce space between words by 3 pixels)	TestString
Character Spacing	0 (Default)	Test String
Character Spacing	3 (allow extra 3 pixels between characters)	Test String
Character Spacing	-1.5 (reduce space between characters by 1.5 pixels)	TestString

Rendering and rotation

Mode 0 (Fill)	Mode 1 (Stroke)	Mode 2 (Fill & Stroke)	Mode 3 (Invisible)
Wg	Wg	Wg	



Internationalization

Finnish

Yhdistän.
Uusi käyttäjä kirjautui MobileNews-palvelimeen.
Uusi viesti vastaanotetaan.
Valmis.

Russian

Соединение.
Новый пользователь соединён с сервером MobileNews.
Получено новое сообщение.
Готово.

Japanese

接続中
新規ユーザーがMobileNewsサーバーへのログインに成功しました
チャットメッセージの受信
完了

Korean

연결 중
새로운 사용자가 MobileNews 서버에 로그인 했습니다
새로운 채팅 메시지 도착
완료

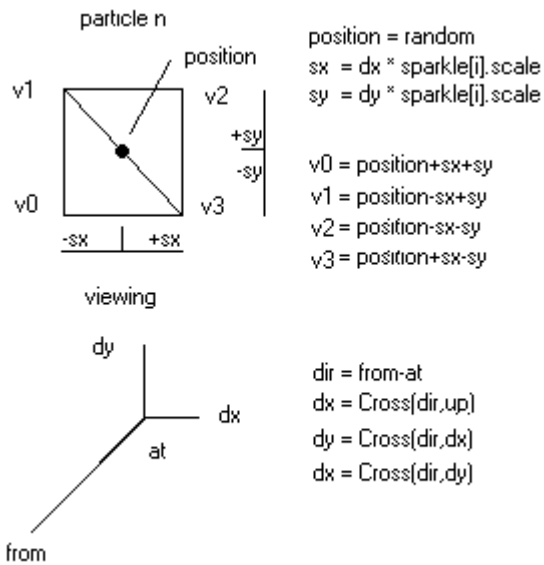
Arabic

لاصتا
لومي لاوج مداخى لا حاجنب لخد ديدج مدختسم
تملتس ا قش در دلا
لمك

Images

Formats

Bitmap Image



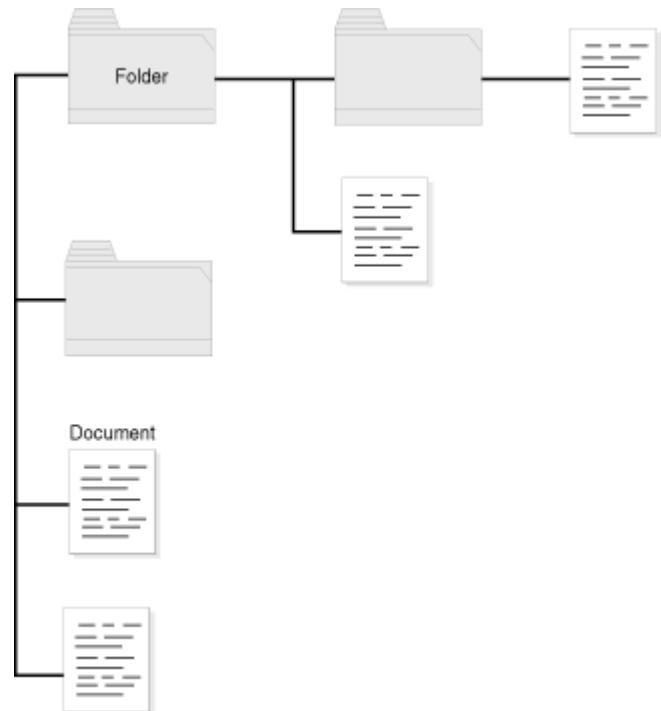
PDF Creator can use images in different formats, with different color depths and resolutions.

You'll get best image quality if PDF page resolution was set to image resolution.

JPEG Image



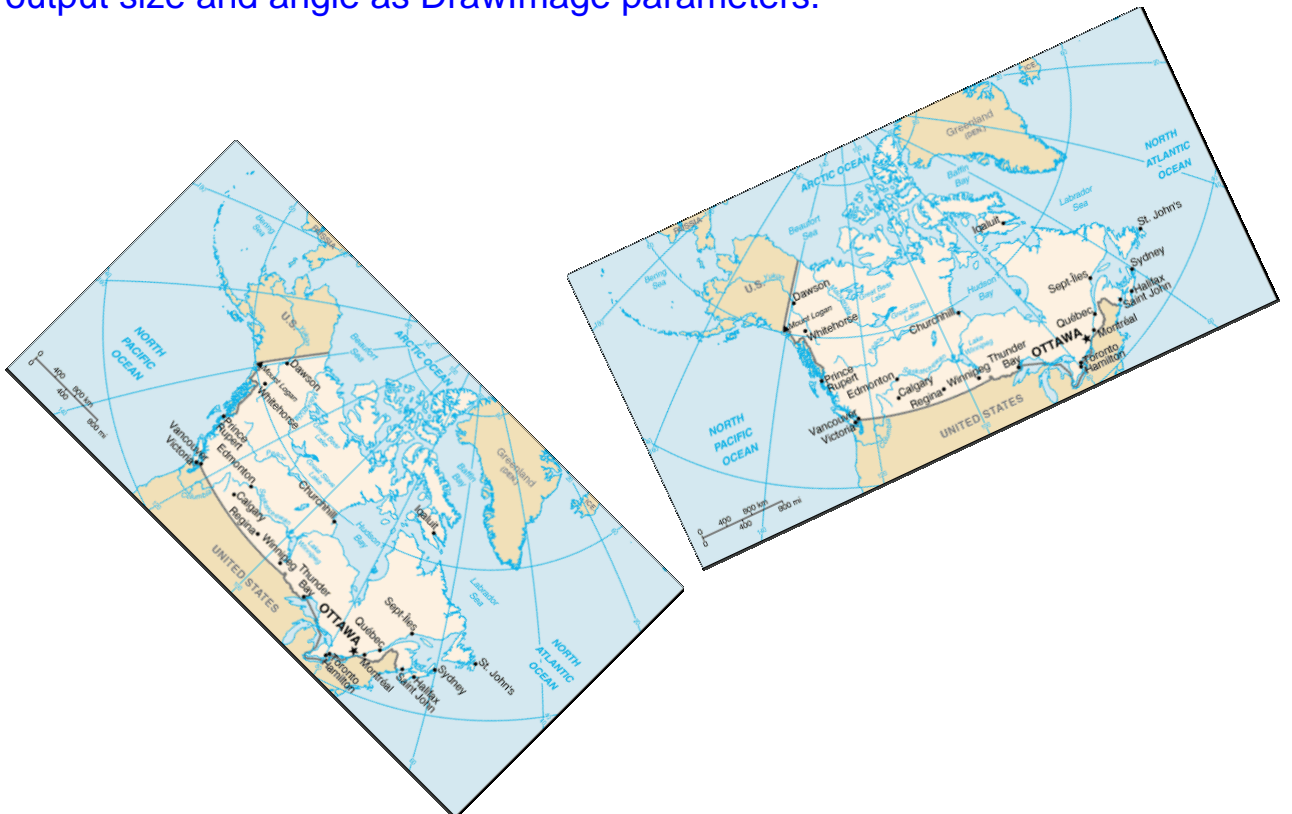
TIFF Image



Manipulations



PDF Creator can scale and rotate images. To do so, specify desired output size and angle as DrawImage parameters.




Transparency

PDF Creator can make certain color of image transparent.
Just use AddImageWithColorMask and specify desired color.


source image ->



<- pink color made
"transparent"




Use SetOpacityFill, SetOpacityStroke or SetOpacity methods to specify desired opacity level for all text and graphics output.




The blue square is drawn with opacity = 0.2 (20%) for border and opacity = 0.8 (80%) for body.


Opacity: 1



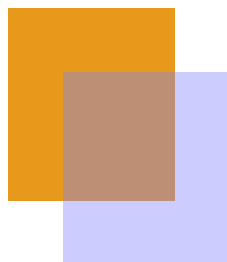
Opacity: 0,8




Opacity: 0,6




Opacity: 0,4



Opacity: 0,2




Opacity: 0,05



Blend mode

You can use different blend modes to combine overlapped colors. Use SetBlend method.


















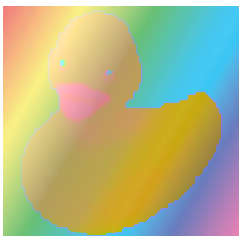
















Take a look at the next page to see blend modes test with images.

Blend modes test with images.

Duck in foreground, rainbow in background

Rainbow in foreground, duck in background

Normal			HardLight	Normal			HardLight
Multiply			SoftLight	Multiply			SoftLight
Screen			Difference	Screen			Difference
Overlay			Exclusion	Overlay			Exclusion
Darken			Hue	Darken			Hue
Lighten			Saturation	Lighten			Saturation
ColorDodge			Color	ColorDodge			Color
ColorBurn			Luminosity	ColorBurn			Luminosity

Metafiles

PDF Creator can play (import) Windows Enhanced Metafiles.
Please note, that imported metafile gets parsed and its' vector nature preserved.
Text and curves DOES NOT get rasterized. It means, that you can draw your
report, for example, into metafile and then import it and get normal searchable
document.



Windows XP Printer Test Page

Congratulations!

If you can read this information, you have correctly installed your PDF Printer Pilot on TRICERATOPS.

The information below describes your printer driver and port settings.

Submitted Time: 7:46:13 AM 11/1/2005
Computer name: TRICERATOPS
Printer name: PDF Printer Pilot
Printer model: PDF Printer Pilot
Color support: No
Port name(s): LPT1:
Data format: RAW
Share name:
Location:
Comment:
Driver name: UNIDRV.DLL
Data file: PDFPR.GPD
Config file: UNIDRVUI.DLL
Help file: UNIDRV.HLP
Driver version: 5.00
Environment: windows NT x86

Additional files used by this driver:

C:\WINDOWS\System32\spool\DRIVERS\W32X86\3\PDFPR.DLL (1, 0, 0, 1)
C:\WINDOWS\System32\spool\DRIVERS\W32X86\3\PDFPR.INI
C:\WINDOWS\System32\spool\DRIVERS\W32X86\3\STDNAMES.GPD
C:\WINDOWS\System32\spool\DRIVERS\W32X86\3\UNIRES.DLL (5.2.3790.120
(srv03_qfe.031205-1652))

This is the end of the printer test page.

Annotations



Forms

Two Pilots forum / New user registration

Name: (Max. 40 symbols)

Password: (Max. 32 symbols)

Re-type password:

E-mail: (Max. 50 symbols)